

**Vienna Utility Board**  
60<sup>th</sup> Street, Vienna, WV 26105  
**Regular Utility Board Session**  
**Meeting location City of Vienna Council Chambers**  
609 29<sup>th</sup> Street, Vienna, WV 26105

**AGENDA**  
**September 17, 2021**  
**1:00 PM**

- I. Public Forum
- II. Call to Order / Pledge of Allegiance
- III. Roll Call
- IV. Report of Minutes
- V. Unfinished Business
  - A. Water Quality Testing
  - B. Stormwater Issue – Flooding and Structural Damage Repeatedly @  
4705 8<sup>th</sup> Avenue Property
  - C. ARP Discussion
  - D. 5 – year Plan
- VI. New Business
  - A. Presentation on ArcGIS System and Water Breaks
  - B. Burgess & Niple – Rate Increase Presentation
  - C. Burgess & Niple – River Road Water Main – Task Order No. 2021 –  
02 Approval
- VII. Manager’s Report
- VIII. Utility Board Comments

Next regular meeting: Friday October 15, 2021 @ 1:00 PM Location: City  
Council Chambers @ 609 29<sup>th</sup> Street, Vienna, WV 26105



The Chemours Company  
1007 Market Street  
PO Box 2047  
Wilmington, DE 19899

302-773-1000 t  
chemours.com

September 8, 2021

Craig Metz  
City of Vienna Public Works Director  
210 60<sup>th</sup> Street  
Vienna, WV 26105  
e-mail: cm@vienna-wv.com

**City of Vienna - PFOA Analytical Results  
August 2021 Monitoring**

Dear Mr. Metz:

The City of Vienna Public Water Service currently receives water from three well fields, a northern well field location (wells 11 through 14), a central well field location (wells 7 and 8), and a southern well field location (wells 9 and 10). Granular Activated Carbon (GAC) treatment systems were installed at the northern well field, central well field, and the southern well field to remove perfluorooctanoic acid (PFOA) from the well field water. The northern GAC system (identified as VPSD or VPSD1) became operational in August 2016 and utilizes two Calgon Model 10 units that contain two GAC carbon beds each (lead and lag bed). The southern GAC system (identified as VPSD2) became operational in October 2016 and utilizes two Calgon Model 10 units that contain two GAC beds each (lead and lag bed). The central GAC system (identified as VPSD3) became operational in October 2019 and utilizes one Calgon Model 10 unit that contain two GAC beds each (lead and lag bed).

Monthly monitoring of PFOA began at several points in the VPSD1, VPSD2, and VPSD3 GAC systems once the GAC systems were operational. Monitored points include the influent to the Model 10 units and the effluent from each of the two carbon beds. The influent and effluent samples are analyzed for PFOA and non-detect results are reported as less than the reporting limit.

The August 2021 monthly monitoring events for VPSD1, VPSD2, and VPSD3 were conducted on August 16, 2021. Attached are the results sheets for the above described monitoring of VPSD1, VPSD2, and VPSD3. Please contact me at (302) 773-1289 or Andrew.S.Hartten@chemours.com if you have any questions.

Sincerely,

A handwritten signature in black ink, appearing to read "Andrew S. Hartten".

Andrew S. Hartten  
Remediation Manager  
Chemours Corporate Remediation Group

**Attachments**

cc: Yogesh Patel, WVDEP email: yogesh.p.patel@wv.gov  
Meredith Vance, WVBHP email: Meredith.J.Vance@wv.gov  
Randy Rapp, City of Vienna Mayor email: randy.rapp@Vienna-wv.com  
File (509038) (electronic copy)

### Method 537.1 : Perfluorinated Alkyl Acids (LC/MS)

The Chemours Company FC, LLC Sample ID	Eurofins Sample ID	Collection Date/Time	Date Received At Eurofins	Analysis Date	Analyte	Result (ug/L)	Reporting Limit
GC0821-VPSD1-BED1E-LAG	320-77674-1	08/16/21 09:30	08/17/21	08/23/21	PFOA	<0.010	0.010
GC0821-VPSD1-BED1E-LAG-D	320-77674-2	08/16/21 09:30	08/17/21	08/23/21	PFOA	<0.010	0.010
GC0821-VPSD1-BED2E-LEAD	320-77674-3	08/16/21 09:34	08/17/21	08/23/21	PFOA	0.12	0.010
GC0821-VPSD1-BED1W-LAG	320-77674-4	08/16/21 09:32	08/17/21	08/23/21	PFOA	<0.010	0.010
GC0821-VPSD1-BED2W-LEAD	320-77674-5	08/16/21 09:36	08/17/21	08/23/21	PFOA	0.11	0.010
GC0821-VPSD1-PT	320-77674-6	08/16/21 09:38	08/17/21	08/23/21	PFOA	0.15	0.010

**DEFINITIONS:**

ug/L = micrograms per liter (parts per billion).

ug/kg = micrograms per kilogram (parts per billion).

< = less than the stated value.

**FOR SAMPLES ANALYZED IN DUPLICATE, THE RESULTS ARE CALCULATED ACCORDING TO THE FOLLOWING CRITERIA:**

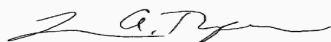
If both the sample and laboratory duplicate results are greater than or equal to 5X their RL and the relative percent difference (RPD) is less than or equal to 30, the average value is reported. If the RPD is greater than 30, the higher value is reported. If the sample or laboratory duplicate result is less than 5X their RL, and the absolute difference between the sample and laboratory duplicate is less than or equal to the sample RL, the average value is reported. If the absolute difference is greater than the sample RL, the higher value is reported. If the sample or the duplicate result is greater than or equal to their RL and the other is less than its RL, the higher value is reported. If the sample and duplicate results are both less than their RL, the lowest RL is reported. If the sample and duplicate results are both greater than their RL, the lowest RL is reported. If either the sample or duplicate results (but not both) are greater than their RL, the RL associated with the positive result is reported.

For Table 3 methods, if the sample and laboratory duplicate results are greater than their RL, the average is reported. If the sample or the duplicate result is greater than or equal to their RL and the other is less than its RL, the higher value is reported. If the sample and duplicate results are both less than their RL, the lowest RL is reported. If the sample and duplicate results are both greater than their RL, the lowest RL is reported. If either the sample or duplicate results (but not both) are greater than their RL, the RL associated with the positive result is reported.

**MATRIX SPIKE RECOVERIES:**

Eurofins Sample ID	Analyte	Percent Recovery	Percent Recovery Limits
320-77674-3 MS	PFOA	93	70 - 130
320-77674-3 MSD	PFOA	102	70 - 130

**SUBMITTED BY:**



Laura Turpen, Project Manager I

8/26/2021

Date

### Method 537.1 : Perfluorinated Alkyl Acids (LC/MS)

The Chemours Company FC, LLC Sample ID	Eurofins Sample ID	Collection Date/Time	Date Received At Eurofins	Analysis Date	Analyte	Result (ug/L)	Reporting Limit
GC0821-VPD2-BED1N-LAG	320-77670-1	08/16/21 08:25	08/17/21	08/20/21	PFOA	<0.010	0.010
GC0821-VPD2-BED1N-LAG-D	320-77670-2	08/16/21 08:25	08/17/21	08/20/21	PFOA	<0.010	0.010
GC0821-VPD2-BED2N-LEAD	320-77670-3	08/16/21 08:29	08/17/21	08/20/21	PFOA	<0.010	0.010
GC0821-VPD2-BED1S-LAG	320-77670-4	08/16/21 08:27	08/17/21	08/20/21	PFOA	<0.010	0.010
GC0821-VPD2-BED2S-LEAD	320-77670-5	08/16/21 08:31	08/17/21	08/20/21	PFOA	<0.010	0.010
GC0821-VPD2-PT	320-77670-6	08/16/21 08:33	08/17/21	08/20/21	PFOA	0.10	0.010

**DEFINITIONS:**

ug/L = micrograms per liter (parts per billion).

ug/kg = micrograms per kilogram (parts per billion).

< = less than the stated value.

**FOR SAMPLES ANALYZED IN DUPLICATE, THE RESULTS ARE CALCULATED ACCORDING TO THE FOLLOWING CRITERIA:**

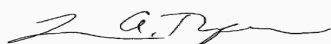
If both the sample and laboratory duplicate results are greater than or equal to 5X their RL and the relative percent difference (RPD) is less than or equal to 30, the average value is reported. If the RPD is greater than 30, the higher value is reported. If the sample or laboratory duplicate result is less than 5X their RL, and the absolute difference between the sample and laboratory duplicate is less than or equal to the sample RL, the average value is reported. If the absolute difference is greater than the sample RL, the higher value is reported. If the sample or the duplicate result is greater than or equal to their RL and the other is less than its RL, the higher value is reported. If the sample and duplicate results are both less than their RL, the lowest RL is reported. If the sample and duplicate results are both greater than their RL, the lowest RL is reported. If either the sample or duplicate results (but not both) are greater than their RL, the RL associated with the positive result is reported.

For Table 3 methods, if the sample and laboratory duplicate results are greater than their RL, the average is reported. If the sample or the duplicate result is greater than or equal to their RL and the other is less than its RL, the higher value is reported. If the sample and duplicate results are both less than their RL, the lowest RL is reported. If the sample and duplicate results are both greater than their RL, the lowest RL is reported. If either the sample or duplicate results (but not both) are greater than their RL, the RL associated with the positive result is reported.

**MATRIX SPIKE RECOVERIES:**

Eurofins Sample ID	Analyte	Percent Recovery	Percent Recovery Limits
320-77670-5 MS	PFOA	106	70 - 130
320-77670-5 MSD	PFOA	93	70 - 130

**SUBMITTED BY:**



Laura Turpen, Project Manager I

8/24/2021  
Date

### Method 537.1 : Perfluorinated Alkyl Acids (LC/MS)

The Chemours Company FC, LLC Sample ID	Eurofins Sample ID	Collection Date/Time	Date Received At Eurofins	Analysis Date	Analyte	Result (ug/L)	Reporting Limit
GC0821-VPSD3-BED1-LEAD	320-77671-1	08/16/21 08:59	08/17/21	08/20/21	PFOA	0.024	0.010
GC0821-VPSD3-BED2-LAG	320-77671-2	08/16/21 08:57	08/17/21	08/20/21	PFOA	<0.010	0.010
GC0821-VPSD3-PT	320-77671-3	08/16/21 09:01	08/17/21	08/20/21	PFOA	0.11	0.010
GC0821-VPSD3-PT-D	320-77671-4	08/16/21 09:01	08/17/21	08/20/21	PFOA	0.12	0.010

**DEFINITIONS:**

ug/L = micrograms per liter (parts per billion).

ug/kg = micrograms per kilogram (parts per billion).

< = less than the stated value.

**FOR SAMPLES ANALYZED IN DUPLICATE, THE RESULTS ARE CALCULATED ACCORDING TO THE FOLLOWING CRITERIA:**

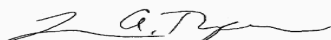
If both the sample and laboratory duplicate results are greater than or equal to 5X their RL and the relative percent difference (RPD) is less than or equal to 30, the average value is reported. If the RPD is greater than 30, the higher value is reported. If the sample or laboratory duplicate result is less than 5X their RL, and the absolute difference between the sample and laboratory duplicate is less than or equal to the sample RL, the average value is reported. If the absolute difference is greater than the sample RL, the higher value is reported. If the sample or the duplicate result is greater than or equal to their RL and the other is less than its RL, the higher value is reported. If the sample and duplicate results are both less than their RL, the lowest RL is reported. If the sample and duplicate results are both greater than their RL, the lowest RL is reported. If either the sample or duplicate results (but not both) are greater than their RL, the RL associated with the positive result is reported.

For Table 3 methods, if the sample and laboratory duplicate results are greater than their RL, the average is reported. If the sample or the duplicate result is greater than or equal to their RL and the other is less than its RL, the higher value is reported. If the sample and duplicate results are both less than their RL, the lowest RL is reported. If the sample and duplicate results are both greater than their RL, the lowest RL is reported. If either the sample or duplicate results (but not both) are greater than their RL, the RL associated with the positive result is reported.

**MATRIX SPIKE RECOVERIES:**

Eurofins Sample ID	Analyte	Percent Recovery	Percent Recovery Limits
320-77671-1 MS	PFOA	106	70 - 130
320-77671-1 MSD	PFOA	101	70 - 130

**SUBMITTED BY:**



Laura Turpen, Project Manager I

8/26/2021  
Date

CITY OF VIENNA  
 FIVE-YEAR PLAN (DRAFT)  
 November 7, 2020

	2020	2021	2022	2023	2024	2025
1st Quarter		Report/Prelim. Design Pond Run & Greenmont Dry Dams Dredging	Bid Pond Run & McDonough Dry Dam Dredging			
		Bid 28th St. Storm Drainage Improvements				
		Begin PER for Sewer Rehabilitation Project				
		Valve & Hydrant Replacement Program Update comprehensive water system report Bid Spencers Landing wm extension Design for Rehab. of Well Nos. 9 & 10	Valve & Hydrant Replacement Program	Valve & Hydrant Replacement Program  Design Rehab. Of Well Nos. 11 thru 14	Valve & Hydrant Replacement Program	Valve & Hydrant Replacement Program
2nd Quarter		Prepare Storm Water Planning Report	Design of Phase 2 Stormwater Impr. (Includes 41st St. Area near Vienna Elem. School?)		Design of Phase 3 Storm Imp	Construct Phase 3 Storm Imp
		Construct 28th St. Storm Drainage Improvements New NPDES MS4 General Permit Issued	Rehab 2 Storm Lift Stations (In-House Crews) Rehab. 3 Lift Stations (In-House Crews)	Rehab 2 Storm Lift Stations (In-House Crews) Rehab. 3 Lift Stations (In-House Crews)	Rehab 2 Storm Lift Stations (In-House Crews) Rehab. 3 Lift Stations (In-House crews)	Rehab2 Lift Stations (In-House crews)
		Design Phase 1 Sewer Rehabilitation Project	Construct Phase 1 Sewer Rehabilitation Project	Design Phase 2 Sewer Rehabilitation Project	Construct Phase 2 Sewer Rehab. Project	
		Sewer Rate Study Water Rate Study	Inspect Water Storage Tanks		Bid Rehab. of Well Nos. 11 and 12	Bid Rehab. of Well Nos. 13 and 14
		Bid Rehab. of Well Nos. 9 & 10		Bid Rehab. Of Well Nos. 11 thru 14		
		Design 27th Street Bridge	Construct 27th Street Bridge			Construct 27th Street Bridge
3rd Quarter	Annual Stormwater Report	Annual Stormwater Report Design of Phase 1 Stormwater Imp.	Annual Stormwater Report	Annual Stormwater Report	Annual Stormwater Report	Annual Stormwater Report
			Replace Pumps at 12th Street Lift Station			
		PER for Phase 1 Water System Imp. Construct wm to Spencers Landing Rehabilitate Well Nos. 9 & 10 Bid for Replacement Street Sweeper		PER for Phase 2 Water System Impr.  Construct Rehab. of Well Nos. 11 thru 14	Rehabilitate Well Nos. 11 and 12	Rehabilitate Well Nos. 13 and 14
			Replacement Street Sweeper delivered			Construct 17th Street Bridge
4th Quarter	Prelim. & Final Design 28th St. Drainage	Construct Phase 1 Stormwater Improvements Final Design Pond Run and McDonough Dry Dams Dredging	Construct Phase 2 Storm Improvements Construct Pond Run & McDonough Dry Dams Dredging			
				PER for 46th St. Sewer Ext.?	Design 46th St. Sewer Ext.?	Construct 46th St. Sewer Ext.?
	Construct CBPSD Master Meter Water System Risk & Resilience Assessment	Design Phase 1 Water Imp.  (includes 28th St. Water Main?)	Construct Phase 1 Water Imp.	Design Phase 2 Water System Imp.	Construct Phase 2 Water Imp.	
	Design water ext. to Spencers Landing and wm connects @ Wells 7 and 8 GAC Plant Paving Projects	Paving Projects	Paving Projects	Paving Projects Inspection of 17th Street Bridge	Paving Projects Design 17th Street Bridge	Paving Projects

Unscheduled Projects

14th Street  
 Greenmont Hills storm drainage

51st. Street Storm Drainage Improvements  
 Other Bridge Replacements

**ATTACHMENT C**  
**REQUEST FOR ENGINEERING AND RELATED SERVICES**  
**BY THE VIENNA UTILITY BOARD**  
**TO**  
**BURGESS & NIPLE, INC.**

**Task Order No. 2021-02**  
**River Road Water Main**

In accordance with Section III of the Agreement dated and effective as of April 16, 2021 the BOARD submitted a request to the Engineer for professional services. The following is the Engineer's submitted response.

**General Description of Professional Services Requested**

The BOARD requires the professional services of the Engineer to perform design, bidding, and construction phase services associated with the installation of a new water main on River Road between 23rd and 32nd Streets. Also included with this project is the extension of a new water main to Spencer's Landing and the Minibel Golf course at 28th Street.

**Response of Engineer Describing, in detail, the Scope of Professional Services to be Provided**

This Task Order describes the Scope of Engineering Services necessary to prepare and provide contract documents for Work involving the construction of approximately 2,480 lineal feet of 12-inch water main along River Road and 110 lineal feet of 6-inch water main with railroad crossing to provide service to Spencer's Landing and Minibel Golf Course. The professional services further include assistance with bidding and awarding the construction contract.

- I. Specifically, upon authorization by the BOARD, the Engineer will provide the following professional services:
- A. **Final Design Phase Services.** Prepare construction Contract documents comprised of bidding forms, contract forms, technical specifications and drawings. It is understood that these documents will be prepared for all work to be performed under a single construction Contract. Tasks performed by Engineer will include:
1. Meet with BOARD staff in the field to review and observe proposed site layout and conditions based upon BOARD's current knowledge of the project area. Discuss potential routing of the water main and the crossing of the railroad tracks.
  2. Perform field work to identify approximate locations of known utilities including sanitary sewers, storm sewers, electric services (buried), gas mains and gas service lines as field marked by others. It is understood that the Engineer will rely upon the BOARD to contact utility companies to request field marking of their respective mains and service lines. It is further understood that the BOARD will provide the Engineer with the approximate depth of existing sanitary sewer if any are present in the project area.
  3. Prepare drawings and construction cost estimate.
  4. Prepare bidding and contract forms utilizing standard documents provided by the BOARD.



5. Prepare technical specifications utilizing standard specifications provided by the Engineer.
6. Prepare forms and other required documents necessary to assist the BOARD with obtaining a license agreement from CSX Transportation and permits from the West Virginia Bureau for Public Health and the West Virginia Department of Transportation.

B. **Bidding Phase Services.** Provide assistance for bidding of the construction contract. Tasks performed by Engineer will include:

1. Providing hard copies of the bidding documents to the BOARD for its distribution to potential bidders and suppliers.
2. Responding to questions from potential bidders.
3. Preparing addenda as needed for the BOARD's distribution to registered plan holders.
4. Attending the bid opening, reviewing the bids, preparing a bid tabulation, and summarizing the results in a letter addressed to the BOARD. The review of bids by Engineer will include contacting a minimum of three references identified within the documents submitted by the low bidder.

II. It is understood that the BOARD will perform the following tasks:

- A. Provide all available information including topographic maps and tax maps insofar as they are available and may be secured by the BOARD.
- B. Provide standard bidding forms, contract forms and general conditions typically utilized by the BOARD.
- C. Provide all legal services, land title research, land surveying, plat preparation, metes and bounds descriptions, and other services if determined necessary during the course of the project to assure title as required for all property, land and water rights, easements and rights-of-way, and assume responsibility for clearance of such titles.
- D. Request all known utility owners to field mark their existing subsurface mains and service lines.
- E. Identify the approximate location and depth of existing sanitary sewer services if any are present within the project area.
- F. Identify mains, sewers, underground conduits and wires and other subsurface features that may be inactive or active associated with the Manville site and may either cross or run parallel to the proposed water main.
- G. Pay all fees associated with permits and license agreements.
- H. Distribute Contract documents, including addenda if issued, to potential bidders and suppliers.
- I. Following BOARD's receipt of bids and Engineer's review of bids:
  1. Notify the successful bidder of the award of the Contract and issue Contract forms to said bidder for execution.

2. Review completed Contract forms received from the successful bidder and forward them to BOARD for approval and execution.
  3. Issue to the Contractor the "Notice to Proceed".
- I. Perform all tasks associated with administering the construction Contract, which, at the BOARD's discretion, will include:
1. Preparing agenda and conducting pre-construction conference.
  2. Preparing agenda and conducting job progress meetings on a monthly or as needed basis.
  3. Reviewing shop drawing submittals for conformance with the information given in the Contract Documents.
  4. Reviewing monthly and final estimates of work performed by the Contractor upon which partial payments to the Contractor are based.
  5. Coordinating day-to-day activities during the construction phase.
  6. Providing observation of Contractor's work, including providing a resident project representative.
  7. Maintaining records of construction and preparing daily progress reports.
  8. Maintaining a record of construction progress and quantities to be used in the preparation of construction payment estimates.
  9. Preparing and processing construction contract close-out documentation.

If the BOARD requires assistance of the Engineer for any of the above identified tasks, such professional services will be provided upon request and in accordance with an Amendment to this Task Order.

**Description of Form and Limits, if Any, of the Compensation to be Paid for the Services Described Above**

The BOARD agrees to pay the Engineer a lump sum fee of \$37,000 for the professional services to be provided in accordance with this Task Order under paragraphs I.A and I.B for **Final Design Phase Services** and **Bidding Phase Services**.

The lump sum fee is contingent upon the BOARD authorizing the commencement of these professional services no later than October 15, 2021.

**BURGESS & NIPLE, INC.**

---

By: Craig D. Richards, PE  
Its: Vice President

---

By: Lise E. Sibicky, PE  
Its: Project Manager

In accordance with the terms of the Agreement, the professional services and form of compensation as described above are hereby authorized by:

**VIENNA UTILITY BOARD**

---

By: Randall C. Rapp  
Its: Chairman

Dated: \_\_\_\_\_